



lighting

TIMELESS DESIGN • CLASSIC MATERIAL • SWEDISH CRAFTSMANSHIP



Opus



Ifö Opus is a series of light fittings in matt opal or clear glass in an elegant cylindrical shape. They can be installed on walls or in ceilings, both indoors and outdoors. Opus are available in black, white or grey glaze. Several models have versions with a LED module.



100¹⁷⁵

Matt | LED • E27
Height 171 mm | Ø97 mm
IP44 | Wall • Ceiling



100¹⁷⁵

Clear | E27
Height 171 mm | Ø97 mm
IP44 | Wall • Ceiling



120²⁰⁰

Matt • Clear | E27 • Gx24q2
Height 204 mm | Ø116 mm
IP54 | Wall • Ceiling



140¹⁰⁰

Matt | LED
Height 103 mm | Ø140 mm
IP44 | Wall • Ceiling



200¹⁰⁰

Matt | LED
Height 100 mm | Ø202 mm
IP44 | Wall • Ceiling



200¹³⁵

Matt | LED • E27
Height 131 mm | Ø202 mm
IP44 | Wall • Ceiling | Sensor



100¹⁰⁰

Matt | LED • G9
Height 95 mm | Ø97 mm
IP44 | Wall • Ceiling



100¹²⁵

Matt | LED • G9
Height 125 mm | Ø97 mm
IP44 | Wall • Ceiling



200¹⁹⁰

Matt | E27
Height 194 mm | Ø202 mm
IP44 | Wall • Ceiling | Sensor



200¹⁹⁰ crystal

Clear | 3xE14
Height 194 mm | Ø202 mm
IP44 | Ceiling

Basic



Simple design can be hard to achieve. This insight was used to create the most simple lamp holder imaginable. The lamp holder was named Basic and is merely a link between the power and the light source. Basic is available straight or slanted.



straight

E27 | Height 56 mm | Ø70 mm | IP20 | Wall • Ceiling



slanting

E27 | Depth 62 mm | Ø70 mm | IP20 | Wall



foot lamp holder

E27 | Height 56 mm | Ø65 mm | IP20 | Wall • Ceiling

Cool



An excellent alternative to recessed downlights! Ifö Cool is designed in timeless, elegant, glazed porcelain that does not age. Easy to install directly in ceilings or on walls. Cool is available in two heights depending on the IP rating, Low IP23 and High IP44. Cool is available in white, grey or black glaze.



low

GX53 | Height 52 mm
Ø120 mm | IP23 | Ceiling



high

GX53 | Height 66 mm
Ø120 mm | IP44 | Wall • Ceiling

Aton



Photographer: Jonas Adolfsen
Architects: Moseng Poulsen Arkitekter AS

A sun god in Egyptian mythology has given name to this series of light fittings. The series is suitable for ceilings and walls both indoors and outdoors. Several models are available with a LED module.



giza

Clear | GX53 | Height 107 mm | Ø116 mm | IP44 | Wall • Ceiling



giza

Matt | LED • GX53 | Height 107 mm
Ø116 mm | IP44 | Wall • Ceiling



cairo

Matt | LED • GX53 | Height 108 mm
Ø200 mm | IP44 | Wall • Ceiling



cairo

Clear | GX53 | Height 108 mm | Ø200 mm | IP44 | Wall • Ceiling



cairo^{small}

Matt | LED | Height 103 mm | Ø240 mm | IP44 | Wall • Ceiling



cairo^{medium}


Matt | LED | Height 100 mm | Ø300 mm | IP44 | Wall • Ceiling



cairo^{large}

Matt | LED • E27 | Height 134 mm
Ø340 mm | IP44 | Wall • Ceiling | Sensor

Bernadotte



Classical light fittings in a timeless design. Just as current today as they were in the mid-60s when they were designed by Sigvard Bernadotte.



single

Shiny | E14 | Height 180 mm | Depth 100 mm | IP44 | Wall



double

Shiny | 2xE14 | Height 297 mm | Depth 100 mm | IP20 • IP44 | Wall

LightOn



In connection with the 100 year anniversary of Ifö in 1987, Knud Holscher designed the series Light On in clean, simple lines – it is still just as beautiful.



light on

Shiny | E27
Height 99 mm | Depth 167 mm
IP44 | Wall • Ceiling

Shiny | E27
Height 99 mm | Depth 176 mm
IP44 | Wall



downlight

GU10 • GU5,3 | Height 107 mm
Ø100 mm | IP23 | Ceiling

GU10 • GU5,3 | Height 114 mm
Ø100 mm | IP44 | Ceiling

Classic



The Classic series is a faithful servant in the range. Ideal in all spaces where function and timeless shapes are keywords, both indoors and outdoors. Several models are available with a LED module.



ifökupa

Shiny | LED • E27
Height 155 mm | Ø190 mm
IP20 • IP54 | Wall • Ceiling



ifökupa

Shiny | LED • E27
Depth 162 mm | Ø170 mm
IP20 • IP54 | Wall



ifökupa

Shiny | E27 | Height 147 mm | Ø270 mm | IP20 | Ceiling



classic^{small}

Shiny | LED
Height 103 mm | Ø180 mm
IP44 | Wall • Ceiling



classic

Shiny | LED • E27
Height 117 mm | Ø240 mm
IP44 | Wall • Ceiling | Sensor



classic^{scone}

Shiny | E14 | Height 170 mm | Ø74 mm | IP55 | Wall



stable glass

Clear • Shiny | LED • E27 | Height 220 mm
Ø100 mm | IP54 | Wall • Ceiling

Classic Globe



Photographer: Jonas Adolfsen
Architects: Moseng Poulsen Arkitekter AS

Classic Globe, an elegant classic. A range of white and black bases together with globes in different sizes in matt opal glass, shiny opal glass or clear glass. Available with LED modules in versions with opal shades. Suitable both indoors and outdoors.



globe¹⁸⁰

Matt • Shiny • Clear | Straight
LED • E27 | Height 222 mm
Ø180 mm | IP54 | Wall • Ceiling

Matt • Shiny • Clear | Slanting
LED • E27 | Depth 217 mm
Ø180 mm | IP54 | Wall



globe²⁰⁰

Matt • Clear | E27 | Height 238 mm | Ø200 mm
IP54 | Wall • Ceiling



globe²⁰⁰

Matt • Shiny | LED | Height 216 mm | Ø200 mm
IP44 | Wall • Ceiling



globe¹⁵⁰

Shiny | Straight | LED • E27
Height 178 mm | Ø150 mm
IP20 | Wall • Ceiling

Shiny | Slanting | LED • E27
Depth 180 mm | Ø150 mm
IP20 | Wall



globe¹⁵⁰

Matt • Shiny • Clear | Straight
LED • E27 | Height 193 mm
Ø150 mm | IP54 | Wall • Ceiling


Matt • Shiny • Clear | Slanting
LED • E27 | Depth 187 mm
Ø150 mm | IP54 | Wall



globe³⁰⁰

Matt | LED • E27 • Gx24q2 | Height 305 mm | Ø300 mm
IP44 | Wall • Ceiling | Sensor

Contrast



The Ifö Contrast series is based on eight different glass shades. With different bases and light sources they provide several different variants. To pay tribute to the countryside around Bromölla, each shade has been given a name of a local area.

Ifö Contrast is suitable both in private and public environments – bathrooms, entrances, hallways, kitchens, offices, outdoors...

Several models are available with a LED module. White or black glazed bases are available as an option.



fridhem

Matt | Straight • Slanting
LED • E27 | Height 185 mm
Ø115 mm | IP54 | Wall • Ceiling



nybo

Matt | LED • E27
Depth 210 mm | Ø122 mm
IP54 | Wall



lindenro

Matt | LED • E27
Depth 230 mm | Ø196 mm
IP54 | Wall




ivetofta

Matt | E27
Height 246 mm | Ø161 mm
IP20 | Wall • Ceiling



solhem

Matt | LED • E27
Height 135 mm | Ø290 mm
IP44 | Wall • Ceiling



gudahagen

Matt | LED • E27 • Gx24q2
Height 198 mm | Ø380 mm
IP44 | Wall • Ceiling | Sensor



edenryd

Matt | LED • E27
Height 218 mm | Ø330 mm
IP44 | Wall • Ceiling | Sensor



edenryd^{crystal}

Clear | 3xE14
Height 218 mm | Ø330 mm
IP44 | Ceiling

Open



Ifö Open is a stylish light fitting in a timeless design which makes it attractive in any environment.

Ifö Open is based on a series of open glass shades combined with grey, white or black glazed bases. The shades are available in matt opal, frosted or clear glass. Led versions are available combined with matt opal shades.



anna

Clear • Frosted • Matt | LED • E27
Height 177 mm | Ø150 mm | IP21 | Ceiling



klara

Clear • Frosted • Matt | LED • E27
Height 177 mm | Ø154 mm | IP21 | Ceiling



tina

Clear • Frosted • Matt | LED • E27
Height 177 mm | Ø113 mm | IP21 | Ceiling

Klack



Klack has got its name from Ivö Klack, the kaolin quarry on the island Ivö. The quarry supplied Iföwerken with kaolin until the 1950s. A fixture in its simplest form with clean straight lines and a beautiful glazed surface. Replace the light source - and you have changed the nature of the entire luminaire.



white

E27 | Height 68 mm | Ø50 mm | IP20



black

E27 | Height 68 mm | Ø50 mm | IP20

Smycka



An elegant pendant series that fits well in both home and public environments. Four different shades in two versions, shiny opal or clear glass. Smycka combines nicely with our Open Series.



klara

Clear • Shiny | E27
Height 174 mm | Ø146 mm
IP20

tova

Clear • Shiny | E27
Height 174 mm | Ø120 mm
IP20



emma

Clear • Shiny | E27
Height 174 mm | Ø160 mm
IP20

magda

Clear • Shiny | E27
Height 174 mm | Ø160 mm
IP20

Sauna



Ceramic bases are ideal for use in saunas, as they can withstand tough environments and have long durability. Our sauna light fittings are rated from IP44 to IP55. Select according to taste and style; light fittings in beautiful classical brown glaze, a little stricter in grey or more modern in white. Why not a crystal chandelier?



opus^{100/100}

Matt | G9 | Height 98 mm
Ø98 mm | IP44 | Wall



opus^{100/125}

Matt | G9 | Height 125 mm
Ø97 mm | IP44 | Wall • Ceiling



opus^{100/175}

Matt • Clear | E27
Height 171 mm | Ø98 mm
IP44 | Wall • Ceiling



opus^{120/200}

Clear | E27
Height 204 mm | Ø116 mm
IP44 | Ceiling*



opus^{200/140}

Matt | E27 | Height 140 mm
Ø200 mm | IP44 | Wall • Ceiling



light on

GU10 • GU5,3 | Height 114 mm
Ø100 mm | IP44 | Ceiling



contrast^{fridhem}

Matt | E27 | Depth 175 mm
Ø115 mm | IP44 | Wall



contrast^{solhem}

Matt | E27 | Height 143 mm
Ø290 mm | IP44 | Wall • Ceiling



classic^{sconce}

Shiny | E14 | Height 170 mm
Ø74 mm | IP55 | Wall



classic

Shiny | E27 | Height 117 mm
240 mm | IP44 | Wall • Ceiling

* Crystal chandelier Koppen and Koppen+Pigg must be ordered separately (Opus 120)

Klyka



Åsa Lindsjö



Design by Åsa Lindsjö



IFÖ ELECTRIC

Tel +46 (0)456 - 265 00

info@ifoelectric.com / www.ifoelectric.com

MADE IN SWEDEN